



## ZPMV8.E37370 Wiring, Printed Certified for Canada - Component

Enhanced searching capability for this category can be found in UL's iQ Family of Databases ([iq.ul.com](http://iq.ul.com)).

[Page Bottom](#)

### Wiring, Printed Certified for Canada - Component

[See General Information for Wiring, Printed Certified for Canada - Component](#)

#### UNIVERSAL CIRCUITS INC

E37370

8860 ZACHARY LN

MAPLE GROVE, MN 55369 USA

Type	Cond Width		Cond	SS/ DS	Max	Solder		Max	Flame	Meets	C
	Min	Edge			Area	Limits	Oper	UL796		T	
	mm(in)	mm(in)	Thk	Diam	C	sec	C	Class	DSR	I	
<b>Metal base printed wiring boards.</b>											
10-0 (e1)	0.15 (0.006)	0.15 (0.006)	102 (4.02) Int:140	DS	101.6 (4.0)	274	15	105	V-0	-	-
10-0S (e1)	0.05 (0.002)	0.05 (0.002)	20.3 (0.80)	SS	101.6 (4.0)	274	15	105	V-0	-	-
10-1 (e)	0.15 (0.006)	0.15 (0.006)	205.8 (8.10) Int:140	DS	101.6 (4.0)	274	15	105	V-0	-	-
11-0	0.08 (0.003)	0.08 (0.003)	15 (0.59) Int:140	DS	101.6 (4.0)	274	15	105	V-0	-	-
<b>Multilayer printed wiring boards.</b>											
12-0	0.115 (0.005)	0.35 (0.014)	18 (0.71) Int:173	DS	95.2 (3.7)	288	30	130	V-0	All	-
3	0.08 (0.003)	0.08 (0.003)	17.8 (0.70)	DS	101.6 (4.0)	274	15	130	-	All	-
3-0	0.08 (0.003)	0.08 (0.003)	17.8 (0.70)	DS	101.6 (4.0)	274	15	130	V-0	All	-
3-2	0.08 (0.003)	0.08 (0.003)	13.5 (0.53)	DS	50.8 (2.0)	274	15	130	V-0	All	-
5-0	0.11 (0.004)	0.33 (0.013)	17 (0.67) Int:102	DS	101.6 (4.0)	288	30	130	V-0	All	-
7	0.08 (0.003)	0.08 (0.003)	17.8 (0.70)	DS	101.6 (4.0)	274	15	130	-	-	-
7-0	0.08 (0.003)	0.08 (0.003)	17.8 (0.70)	DS	101.6 (4.0)	274	15	130	V-0	-	-
8-0	0.08 (0.003)	0.23 (0.009)	17.8 (0.70)	DS	101.6 (4.0)	288	10	130	V-0	-	-
<b>Single layer printed wiring boards.</b>											
1	0.08 (0.003)	0.08 (0.003)	17.8 (0.70)	DS	152.4 (6.0)	274	15	130	-	All	-
1-0	0.08 (0.003)	0.08 (0.003)	17.8 (0.70)	DS	152.4 (6.0)	274	15	130	V-0	All	-
13-0	0.115 (0.005)	0.35 (0.014)	18 (0.71)	DS	95.2 (3.7)	288	30	130	V-0	All	-
2	0.08 (0.003)	0.08 (0.003)	17.8 (0.70)	DS	152.4 (6.0)	274	15	105	-	All	-
2-0	0.08 (0.003)	0.08 (0.003)	17.8 (0.70)	DS	152.4 (6.0)	274	15	105	V-0	All	-
4	0.08 (0.003)	0.08 (0.003)	-	DS	101.6 (4.0)	274	15	130	-	All	-

4-0	0.08 (0.003)	0.08 (0.003)	-	DS	101.6 (4.0)	274	15	130	V-0	All	-
6	0.38 (0.015)	0.38 (0.015)	34.3 (1.35)	DS	152.4 (6.0)	274	15	130	-	All	-
6-0	0.38 (0.015)	0.38 (0.015)	34.3 (1.35)	DS	152.4 (6.0)	274	15	130	V-0	All	-
9-0	0.08 (0.003)	0.23 (0.009)	33 (1.30)	DS	101.6 (4.0)	288	10	130	V-0	All	-

(e) - External conductor thickness is 8.1 mils only.

(e1) - Maximum external conductor thickness is 8.1 mils.



Marking: Company name or tradename "UCI" or trademark , type designation and Recognized Component Mark for Canada,



. May be followed by a suffix to denote factory identification.

Last Updated on 2008-03-28

[Questions?](#)

[Notice of Disclaimer](#)

[Page Top](#)

Copyright © 2010 Underwriters Laboratories Inc.®

The appearance of a company's name or product in this database does not in itself assure that products so identified have been manufactured under UL's Follow-Up Service. Only those products bearing the UL Mark should be considered to be Listed and covered under UL's Follow-Up Service. Always look for the Mark on the product.

UL permits the reproduction of the material contained in the Online Certification Directory subject to the following conditions: 1. The Guide Information, Designs and/or Listings (files) must be presented in their entirety and in a non-misleading manner, without any manipulation of the data (or drawings). 2. The statement "Reprinted from the Online Certifications Directory with permission from Underwriters Laboratories Inc." must appear adjacent to the extracted material. In addition, the reprinted material must include a copyright notice in the following format: "Copyright © 2010 Underwriters Laboratories Inc.®"

An independent organization working for a safer world with integrity, precision and knowledge.



All UCI products are "UL certified" both in the United States as well as Canada. Customers can verify our listings On-Line by taking the following steps:

1. Go to the website: [www.ul.com](http://www.ul.com)
2. Click on certifications in the red bar at the bottom of the page
3. In the window titled Begin Basic Search, in the box marked file number, enter our UL File designation, E37370
4. A window will appear with two designations:
  - ZPMV2A will display US recognized product
  - ZPMV8A will display Canadian recognized product



## ZPMV8.GuideInfo Wiring, Printed Certified for Canada - Component

[View Listings](#)

[Page Bottom](#)

### Wiring, Printed Certified for Canada - Component

The devices covered under this category are incomplete in certain constructional features or restricted in performance capabilities and are intended for use as components of equipment submitted for investigation rather than for direct separate installation in the field. THE FINAL ACCEPTANCE OF THE COMPONENT IS DEPENDENT UPON ITS INSTALLATION AND USE IN EQUIPMENT SUBMITTED TO UNDERWRITERS LABORATORIES INC.

#### GENERAL

The category covers printed wiring boards intended for use as components in devices or appliances. The boards may use organic or inorganic base materials in a single or multilayer, rigid or flexible form. Circuitry construction may include etched, die-stamped, precut, flush press, additive, and plated-conductor techniques. Printed-component parts may be used.

This category covers flexible printed wiring defined by the cross-sectional configuration, including right-angle conductors, mid-point connections, etc. This category does not cover flexible printed wiring where the cross-sectional configuration is the same for the entire length of the product. The latter construction is covered under Appliance Wiring Material Certified for Canada ([AVLV8](#)).

The tests may include the determination of material flammability (burning characteristics), conductor adhesion, delamination, and silver migration. In addition, the effect of long-term exposure to elevated temperature (air-oven aging) on property retention may be investigated. Levels of performance characteristics required for a particular end-product application are intended to be in accordance with the requirements of the end-product standard. Due to space limitations, only a limited number of property values may be presented in the individual Recognitions. Additional properties may be found in the individual Reports.

**Minimum Cladding Conductor Width** — The minimum width of any conductor spaced more than 0.4 mm from the edge of the printed wiring board.

**Minimum Edge Cladding Conductor Width** — The minimum width of any conductor parallel with and not spaced more than 0.38 mm from the edge of the printed wiring board.

**Cladding Conductor Thickness** — The minimum metallic cladding thickness of the conductor. The cladding thickness represents the copper conductor thickness only, unless otherwise noted.

**Number of Clad Sides** — Indicates whether the printed wiring boards have a pattern on one side (denoted as single sided [SS]) or on both sides (denoted as double sided [DS]).

**Maximum Area Diameter** — The maximum unpierced conductor area of a printed wiring board is judged by the diameter of the largest circle that can be inscribed within the pattern.

**Solder Limits** — Unless designed for hand-soldering only, each printed wiring board construction is assigned a maximum temperature and dwell time. The tabulated levels are the maximum temperature and cumulative time conditions to which the boards may be subjected during assembly of components. Multiple solder limits are used to represent surface-mount technology (SMT) soldering process maximum temperature and time profiles.

**Maximum Operating Temperature** — The maximum continuous use temperature to which the printed wiring board may be exposed under normal operating conditions in the end product .

**Flammability Classification** — Processed printed wiring boards with or without applied coatings, finishes, etc., as supplied to the device or appliance manufacturer, may be classified based on burning tests conducted in accordance with CAN/CSA-C22.2 No. 0.17, "Evaluation of Properties of Polymeric Materials."

Where such testing has been conducted, the printed wiring board is classified as "HB," "V-0," "V-1," "V-2," "VTM-0," "VTM-1" or "VTM-2."

**Conductor Finishes** — Metallic plating on conductors, contact fingers, plated thru-holes, etc., may be tested at the option of the manufacturer.

**Direct Support of Current-carrying Parts** — A printed wiring board with a flammability classification that meets the minimum levels of direct support of current-carrying parts is identified to enable the OEM to select appropriate printed wiring boards for use in products. Direct support is not

investigated for "Flammability Only" boards and should be considered during the end-product investigation.

The required performance levels are shown below:

**PERFORMANCE PROFILE LEVELS OF BASE MATERIAL OF PRINTED WIRING BOARDS  
CLASSIFIED HB, V-2, V-1 OR V-0 THAT PROVIDE DIRECT SUPPORT OF CURRENT-CARRYING PARTS**

Test#	Unit	Min Performance Level	Thkns, mm+
High-current-arc ignition	(arcs)	15	Actual@
Hot-wire ignition	(sec)	7	Actual@
Volume Resistivity - dry	Meg-ohm cm	50	1.6
Volume Resistivity - wet	Meg-ohm cm	10	1.6
Dielectric strength - dry	kV per mm	6.89	1.6
Dielectric strength - wet	kV per mm	6.89	1.6
Comparative Tracking Index	(volts)	100	1.6
Heat deflection	°C	*	3.2

# Testing is intended to be as described in CAN/CSA-C22.2 No. 0.17.

+ Test sample thickness on which the index is to be based.

@ Actual thickness or minimum thickness of material being considered.

\* Not required for thermoset; for thermoplastics, at least 10°C (18°F) above rated operating temperature with 90°C (194°F) minimum value.

**Comparative Tracking Index (CTI; ASTM E3638)** — Expressed as that voltage which causes tracking on a printed wiring board base material after 50 drops of a 0.1% ammonium chloride solution has fallen on the material. CTI is not investigated for "Flammability Only" boards and should be considered during the end-product investigation.

The CTI rating of a printed wiring board is dependent on the CTI of the base material used to make the board. The CTI may be identified to facilitate OEM selection of printed wiring boards for applications in which the CTI rating is significant.

**CONDITIONS OF ACCEPTABILITY**

Unless specified otherwise in the individual Reports, consideration is to be given to the following Conditions of Acceptability when these components are employed in the end-use equipment:

- Printed Wiring Board Identification** — The printed wiring board is identified in accordance with the **UL MARKING** requirements noted below, and it can be determined that the part is made from the material specified.
- Pattern Limits** — The narrowest conductor width shall not be less than the indicated minimum width mid-board or edge conductor depending upon operating temperature conditions, as indicated in the end-product Report. "Flammability Only" boards are not investigated to determine the minimum acceptable conductor widths, maximum area conductor diameter, and/or the silver conductor limitations, and shall be considered during the end-product investigation.
- Conductor Maximum Area Diameter** — The maximum area diameter of conductors shall not be greater than the indicated maximum.
- Conductor Thickness** — Thickness or weight of conductors shall not be less than the indicated minimum.
- Silver Conductors** — The minimum spacing between any two silver conductors of different potential must not be less than that indicated. The silver conductors have been found suitable only for circuits that do not require a dielectric strength potential greater than that indicated between adjacent parts and conductors. "Flammability Only" boards are not investigated to determine if silver conductors are present on the board, and the effect of silver conductors on the board shall be considered during the end-product investigation.

**6. Solder Limits** — The temperature and dwell-time exposure during wave, flow, dip or an equivalent soldering operation for assembly-soldering processes shall not exceed the indicated maximum. The maximum dwell time is the cumulative time for all soldering operations when the soldering is done in different steps. During SMT soldering, the temperature and dwell time of each reflow zone shall not exceed the indicated maximum multiple solder-limit steps. The solder-limit temperature and dwell times do not apply to hand-soldering.

**7. Maximum Operating Temperature** — The maximum operating temperature of the metal-clad material shall not exceed the indicated maximum. The maximum operating temperature is not investigated for "Flammability Only" boards and shall be considered during the end-product investigation.

**8. Flammability Classification** — The flammability classification, with consideration to solder limits during the assembly process, shall comply with the flammability level acceptable for the applicable UL end-product standard. Coatings shall not be employed unless so indicated in the specified process. If the board assembler or end-product manufacturer applies any coating, the effect of the coating on the flammability of the board shall be determined in the end product.

**9. Voltage Rating** — No voltage rating is assigned. The suitability of the base material as insulation between live-metal parts and dead-metal parts shall be determined in the end product.

**10. Minimum Spacing** — Minimum required spacing between conductors of different potential and between these conductors and dead-metal parts. Cupping, twisting, bowing and/or warping of the board has not been investigated.

**11. Minimum Dielectric Thickness** — Minimum required dielectric/insulation thickness (distance through) between conductor layers has not been investigated regarding dielectric strength requirements in the end-product design.

Additional Conditions of Acceptability may be included in the Report available from the manufacturer.

#### COLUMN HEADING ABBREVIATIONS

The following abbreviations or symbols are used in the column headings in the individual Recognitions:

Abbreviation	Term
Cond Width	Conductor Width
DS	Double or single sided
Max Area Diam	Maximum Area Diameter
Max Oper Temp	Maximum Operating Temperature
Min	Minimum
Min Edge	Minimum Edge Conductor Width
SS	Single sided
Secs	Seconds
Sold Lts	Soldering Limits
Cond Thk	Conductor Thickness
Flame Class	Flammability Classification
Dir. Sup.	Direct Support of Current-carrying Parts
CTI	Comparative Tracking Index

A triangle symbol ▲ is marked on those products within a given type designation that comply with direct support of current-carrying parts performance level requirements. "All" is used to indicate that all base materials under that type designation comply with direct support of current-carrying parts performance level requirements.

The CTI rating of a printed wiring board may be marked on the board or a CTI rating may be assigned to a type designation.


#### RELATED PRODUCTS

See Plastics Certified for Canada (QMFZ8) and Polymeric Materials - Filament-wound Tubing, Industrial Laminates, Vulcanized Fiber, and Materials for Use in Fabricating Recognized Printed Wiring Boards Certified for Canada (QMTS8).

**REQUIREMENTS**

The basic standard used to investigate products in this category is CAN/CSA-C22.2 No. 0.17, "Evaluation of Properties of Polymeric Materials."

**UL MARKING**

Printed wiring boards Recognized under UL's Component Recognition Program are identified by markings consisting of the Recognized company's identification, the factory identification (if the printed wiring board is produced at more than one location), and the Recognized type designation. In addition, components produced under the UL Component Recognition Program will also bear the Recognized Component Mark for Canada 

The Listing or Classification Mark of Underwriters Laboratories Inc. is not authorized for use on, or in connection with, Recognized Components. Only those components that actually bear the "Marking" should be considered as being covered under the Component Recognition Program.

\*\*\*\*\*

UL, in performing its functions in accordance with its objectives, does not assume or undertake to discharge any responsibility of the manufacturer or any other party. UL shall not incur any obligation or liability for any loss, expense or damages, including incidental or consequential damages, arising out of or in connection with the use, interpretation of, or reliance upon this Guide Information.

Last Updated on 2007-09-07

[Questions?](#)

[Notice of Disclaimer](#)

[Page Top](#)

Copyright © 2010 Underwriters Laboratories Inc.®

The appearance of a company's name or product in this database does not in itself assure that products so identified have been manufactured under UL's Follow-Up Service. Only those products bearing the UL Mark should be considered to be Listed and covered under UL's Follow-Up Service. Always look for the Mark on the product.

UL permits the reproduction of the material contained in the Online Certification Directory subject to the following conditions: 1. The Guide Information, Designs and/or Listings (files) must be presented in their entirety and in a non-misleading manner, without any manipulation of the data (or drawings). 2. The statement "Reprinted from the Online Certifications Directory with permission from Underwriters Laboratories Inc." must appear adjacent to the extracted material. In addition, the reprinted material must include a copyright notice in the following format: "Copyright © 2010 Underwriters Laboratories Inc.®"


An independent organization working for a safer world with integrity, precision and knowledge.



## Introduction

The Online Certifications Directory (OCD) includes the names of companies authorized to use the UL Mark for Canada on or in connection with products which have been evaluated by UL and found to be in compliance with the appropriate Canadian standards or other recognized documents. These companies, as well as the manufacturers and submitters of the products, have entered into an Agreement with UL to use the UL Mark for Canada only on or in connection with products manufactured in compliance with the appropriate Canadian requirements. It should be noted that UL certified products of different makes or model designations are not necessarily equivalent in quality or performance.

The appearance of catalog or model numbers or other specific product designations on the OCD signifies that: (1) representative samples of these products have been submitted to UL and found to comply with the applicable requirements, and that (2) the manufacturer has been authorized to use the appropriate UL Mark for Canada on production that continues to comply with Canadian requirements and is subject to UL's Follow-Up Service. Since manufacturers are not obligated to apply the UL Mark for Canada on all of their production, products which do not bear the UL Mark for Canada are not required by UL to comply with UL's requirements. Accordingly, the appearance of a company's name or a specific product designation on the OCD does **not** in itself assure that products so specified or identified are subject to UL's Follow-Up Service. The manufacturer's products are not subject to UL's Follow-Up Service unless they bear the UL Mark for Canada. **Only those products bearing the appropriate UL Mark for Canada and the company's name, trade name, trademark or other authorized identification should be considered as being covered by UL's Listing or Classification and Follow-Up Service. The UL Mark for Canada provides evidence of listing or labeling which may be required by installation codes or standards.**

Many of the products bearing the UL Mark for Canada incorporate components that bear the UL Recognized Component Mark for Canada . The Recognized Component Mark for Canada is applicable to components that are incomplete in construction features or limited in performance capabilities. **The Recognized Component Mark for Canada does not provide evidence of listing or labeling which may be required by installation codes or standards.**

### Installation and Use of Products Bearing the UL Mark for Canada

*Authorities Having Jurisdiction should be consulted in all cases as to the particular requirements covering the installation and use of C-UL Listed or Classified products, equipment, systems, devices and materials.*

### Products Certified by UL in Accordance with Canadian Requirements

UL is accredited by the Standards Council of Canada (SCC) as both a Certification Organization (CO) and a Testing Organization (TO). With its SCC accreditations, UL certifies products with the UL Mark for Canada for the Canadian marketplace in accordance with Canadian standards and codes. UL's CO accreditation for Canada encompasses all UL global testing facilities, services, product categories and programs.

### Use of the Online Certifications Directory (OCD)

The OCD includes the following:

- General Guide Information for each product category that includes references to the requirements used for the investigation of the products and the UL Mark for Canada to be used on the product;
- Information relating to limitations or special conditions applying to the product;
- Names of companies which are authorized to provide products bearing the UL Mark for Canada.

The companies whose names appear on the OCD may not be the manufacturer of the product, but are qualified to provide products that bear the UL Mark for Canada.

The four-letter code (shown in parenthesis) following each category title is the product category guide designation.



Under individual product categories, each company is assigned an alphanumeric file number (starting with letters such as AU, BP, E, EX, MH, MP, MQ, R, S or SA). This number may not be required to be marked on the product. The file number can be used to identify a particular company and the associated product category.

UL's General Guide Information for each product category provides important information regarding the scope and limitation of UL's certification of the product and a general description of the UL Marks for Canada authorized for products in that category.

This information may include the identification of published standards that have been used to investigate products in that category. There may not be a published standard against which a product can be tested and evaluated to determine its acceptability for the UL Mark for Canada.


The scope of each UL Standard for Safety and Outline of Investigation can be accessed at <http://ulstandardsinfontet.ul.com>.

### **Look for the UL Mark for Canada Identification of Products Certified to Canadian Requirements**


The symbol  is registered in Canada. Subject to the terms of UL's Follow-Up Service Agreement, companies are permitted to use the  symbol on products which are Listed or Classified for Canada and which comply with applicable Canadian requirements.

UL provides a service for the Listing or Classification of products that have been determined to meet the appropriate Canadian requirements. For those products which comply with the Canadian requirements, the UL Mark for Canada may be applied to products.

The product name as indicated in this Directory under each of the product categories is generally included as part of the UL Mark for Canada text, but may be omitted when, in UL's opinion, the use of the name is unnecessary and the UL Mark for Canada is directly and permanently applied to the product by stamping, molding, ink-stamping, silk screening or similar processes.

A separable UL Mark for Canada (not part of a nameplate and in the form of decals, stickers or labels) will always include the following four elements: UL's symbol , the word "LISTED" or "CLASSIFIED," the product or category name, and a control number assigned by UL.

The complete UL Mark for Canada will appear on the product unless otherwise indicated in the General Guide Information for a specific product category.

When a UL Listed product is of such a size, shape, material or surface texture that, in UL's opinion, it is impossible to apply legibly the complete marking to the product, the complete UL Listing Mark for Canada will appear on the smallest unit container in which the product is packaged. In these cases UL may authorize the use of the UL symbol  on the product in addition to the complete UL Mark for Canada on the package.

When a UL Classified product is of such a size, shape, material or surface texture that, in UL's opinion, it is impossible to apply legibly the complete marking to the product, the complete UL Classification Mark for Canada will appear on the smallest unit container in which the product is packaged. In these cases there shall be no reference to UL on the product.

Refer to the General Guide Information at the beginning of each product category for additional information on the specific UL Mark for Canada for the products in the category.

### **Identification of C-UL Listed Products**



"LISTED"  
(Product Identity)  
(Control Number)



“LISTED”  
(Product Identity)  
(Control Number)

### Identification of C-UL Listed Gas-Fired Products

The UL Listing Mark for Canada for gas-fired products certified to Canadian national standards includes: (1) the UL symbol with the words “GAS-FIRED” above the UL symbol as shown below; (2) the word “LISTED” below the UL symbol; (3) the appropriate Canadian national standard used to evaluate the product (i.e., CSA, CGA, CAN); and (4) a control number assigned by UL.



### Identification of C-UL Classified Products



(PRODUCT IDENTITY)  
(SURFACE BURNING  
CHARACTERISTICS)  
(Control Number)



(PRODUCT IDENTITY)  
(SURFACE BURNING  
CHARACTERISTICS)  
(Control Number)

### Identification of Products Certified for Both Canada and the U.S.

For those products which comply with the requirements for both Canada and the U.S., the UL Mark may appear on the product in addition to, or in combination with the UL Mark for Canada.

The combination of the UL Mark for U.S. and the UL Mark for Canada may appear as authorized by UL.

### Identification of Recognized Components Certified According to Canadian Requirements or Canadian and U.S. Requirements

UL provides a service for the evaluation of components that have been determined to meet the appropriate Canadian requirements. For those components which comply with the Canadian component requirements, the Recognized Marking consists of the Recognized Component Mark illustrated below, identification name and catalog number, model number or other product designation as specified under “Marking” for the particular certified component. For those components which comply with both the component requirements of the U.S. and the Canadian component requirements, the UL Recognized Component Marking may appear on the component in addition to, or in combination with the Recognized Component Marking for Canada. Or the combined Canada/U.S. Recognized Component Mark may appear on the component, indicating compliance with the requirements of both Canada and the U.S.

As a supplementary means of identifying components that have been produced under UL’s Component Recognition and Follow-Up Service, the Recognized Component Mark for Canada, illustrated below may, at the manufacturer’s option, be used in conjunction with the required Recognized Markings. UL’s Recognized Component Mark for Canada is registered in Canada. When used, the Recognized Component Mark must be in proximity to the Recognized company identification/name and catalog number, model number, or other applicable product designation.

The Recognized Component Mark for Canada is required when specified in the General Guide Information preceding the recognitions or under “Marking” for individual recognitions.

UL Recognized Component Mark for Canada  
UL Recognized Component Mark for Canada and the United States



Only those products which bear the Recognized Component Marking are to be considered as being covered under UL's Recognition and Follow-Up Service.

#### **Specifying UL Certified Products for Canada**

Specifying UL certified products for Canada up front is one of the best methods used by designers, consultants, insurers and others to help gain jurisdictional acceptance in Canada. A typical specification reads: "The (product) must bear the UL Mark for Canada." Or, if the specification cannot be that specific, an alternate wording would read: "The (product) must meet the Canadian requirements. UL's Mark for Canada on the product will be accepted as evidence of compliance."